

The University of Barcelona in figures

September 2021



UNIVERSITAT DE
BARCELONA



UNIVERSITAT DE BARCELONA

Since the University of Barcelona was founded in 1450, its academic and research activities have seen it become a benchmark institution for teaching, scientific inquiry and knowledge creation in Spain and abroad, offering a wide range of courses that attract more than 60,000 students each year.

The UB's teaching is founded in a concern for quality and innovation and encompasses all the main branches of knowledge: arts and humanities, social sciences, education, health sciences, experimental sciences and engineering. This year, pre-enrolment was opened for the new master's degree in Global Challenges for Sustainability, offered through the CHARM-EU European university alliance.

In research, the University of Barcelona has continued to achieve impressive results in terms of both funding secured and published output: this year, a record number of 7,112 articles were published. The UB is the only Spanish member of the League of European Research Universities and in 2020 was awarded 20 projects in the framework of the Horizon 2020 programme, securing total funding in excess of 14 million euros.

The UB's importance is reflected in its position in the most prestigious rankings compiled by external institutions: it continues to be among the top 200 universities in the world, according to the Academic Ranking of World Universities, the QS World University Rankings, the THE World University Rankings and the Center for World University Rankings.

This year, while the University has continued to feel the effects of the COVID-19 pandemic, the efforts of the UB community to adapt to the new context have again enabled us to go about our work successfully.

On the pages that follow, you will find the figures that reflect the most noteworthy academic, research, transfer and internationalization activities carried out over the course of the academic year 2020-2021, together with key data pertaining to UB structures, activities and services.



Joan Guàrdia
Rector

Course offering

- 73 bachelor's degrees
- 15 dual study pathways
- 169 university master's degrees
- 46 doctoral programmes
- 231 specialization courses/postgraduate diplomas
- 408 master's degree courses
- 161 expert courses
 - 91 advanced university courses
 - 85 university extension courses
- 766 lifelong learning courses (IL3)
 - 1 UB-specific degree
 - 12 bachelor's degrees and 14 university master's degrees taught at **affiliated centres**
 - 11 university master's degrees **Erasmus Mundus**



For the **academic year 2021-2022**, 17,806 students chose the UB as their **first option**. This figure represents 31.5% of first-choice applications in the Catalan public university system. With 10,808 places offered, this puts the **demand ratio** for places at the UB at 1.6.

For the academic year **2021-2022**, a total of **72** bachelor's degrees, **15** dual study pathways, **170** university master's degrees and **46** doctoral programmes have been approved.

Students

- 41,540 **bachelor's degree** students
- 4,776 **university master's degree** students
- 4,816 **trainee researchers**
- 21,029¹ **postgraduate** students²

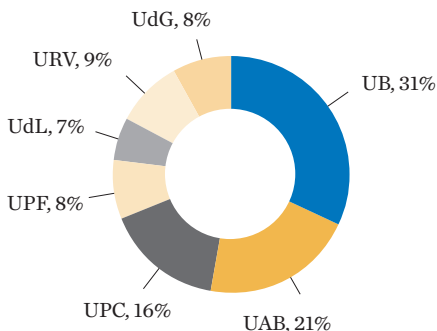
¹ Provisional data.

² Includes 11,359 students enrolled in the university extension course "Management of critical COVID-19 patients".

- 16 faculties
- 60 departments and 1 teaching and research unit
- 677,787 **sq m** of constructed area
- 16 libraries
- 10 affiliated centres
- 5,963 teachers and researchers
- 2,387 administrative and service staff

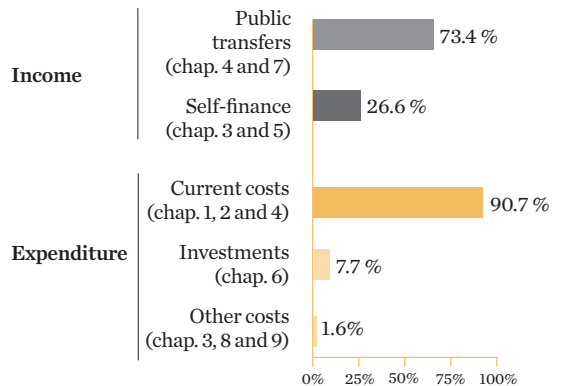
10,556 bachelor's and university master's degree **graduates** and **630** doctoral theses read in 2019-2020.

Bachelor's degree students at Catalan public campus universities



- University of Barcelona
- University of Lleida
- Autonomous University of Barcelona
- Rovira i Virgili University
- Polytechnic University of Catalunya
- University of Girona
- Pompeu Fabra University

Budget 2021



425,150,663 euros budgeted.

139,837,093 euros secured for research and technology transfer.

Figures for the academic year 2020-2021.

Some of the figures in this document are subject to final confirmation.

The **Connecta UB** grant programme, launched during the COVID-19 pandemic, has been consolidated, providing 200 laptop computers and 150 Internet connections to disadvantaged students.

A total of 559 students allocated at the UB for the academic year 2020-2021 had an **admission grade higher than 13**.

Students

	2018-2019	2019-2020	2020-2021	% women
New bachelor's degree students	10,319	10,255	10,052	65.4
Bachelor's degree students	42,165	41,750	41,540	63.9
Full-time-equivalent bachelor's degree students	36,634	36,330	36,141	64.9
Bachelor's degree graduates	7,210	7,504	nd	66.1
Incoming university master's degree students	3,864	3,583	2,957	61.4
University master's degree students	5,635	5,337	4,776	62.9
Full-time-equivalent master's degree students	4,058	3,966	3,408	62.1
University master's degree graduates	3,530	3,052	nd	62.0
Distance bachelor's and master's degrees students ¹	1,631	1,577	1,422	39.8
Students at UB-affiliated centres (bachelor's and university master's degrees)	4,755	4,692	4,309	53.1
Students in UB-specific master's degrees, specialization/postgraduate courses and expert courses	9,167	8,522	8,842 ²	72.2
University extension course students	948	928	12,187 ²	79.8
Lifelong learning students (IL3)	15,431	13,978	17,674	59.0
Students in non-curricular placements	4,293	3,011	nd	nd

¹ Through UNIBA, a UB-affiliated centre.

² Provisional data.

Further training

		% women
School of Modern Languages	3,256	64.7
Hispanic Studies	418	63.1
University of Experience	1,110	59.8
Els Juliols summer courses ¹	183	62.5
Gaudir UB courses	2,032	62.0

¹ The number of learners attending Els Juliols summer courses has fallen due to the COVID-19 pandemic.

Other students

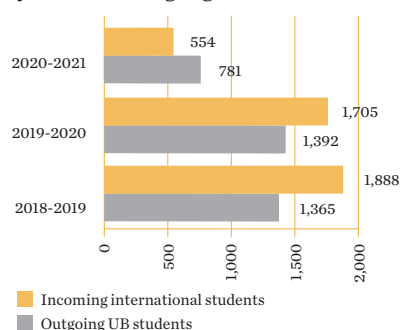
		% women
Language Services: Catalan courses	657	64.0
Institute of Development Professional (IDP-ICE)	9,426	70.2
Courses for Senior Citizens	3,372	75.0

Teaching improvement and innovation

Teaching innovation

Consolidated teaching innovation groups	79
Non-consolidated teaching innovation groups	29
Active teaching innovation projects	100
% PDI involved in training activities at the IDP-ICE	78.9
Massive open online courses (MOOC)	14

Mobility under exchange agreements



Internationalization

Agreements with universities and other institutions outside Spain	3,578
Active Erasmus+ projects	77 ¹
Student nationalities	130 ¹
International students	10,252 ¹
International teaching and research staff	332

¹ Provisional data.

The UB is one of the leading international universities in 35 of the 54 academic subjects included in **ShanghaiRanking's Global Ranking of Academic Subjects 2021**. The UB is in the world **top 100** for 8 of the subject areas considered, placed **45** for clinical medicine.

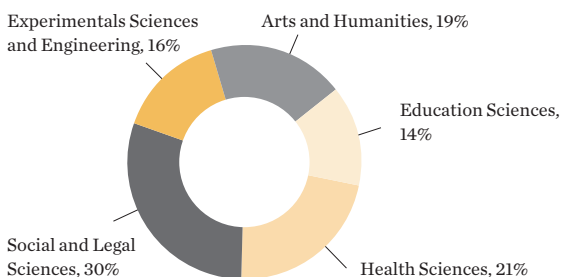
Faculties

	Bachelor's degrees					University master's degrees				PDI
	Courses offered ¹	New students	Total students	Full-time-equivalent students	Graduates (2019-2020)	Courses offered	New students	Total students	Graduates (2019-2020)	
Faculty	61	10,052	41,540	36,141	7,504	155	2,957	4,776	3,052	5,963
Biology	6	561	2,112	1,908	454	16	306	383	277	384
Chemistry	3	336	1,522	1,289	270	11	153	203	142	252
Earth Sciences	2	118	416	376	77	4	39	58	44	96
Economics and Business	5	1,541	6,781	5,885	1,084	18	306	536	292	611
Education	5	1,420	5,784	5,034	1,326	14	552	720	644	591
Fine Arts	3	402	1,474	1,312	283	5	28	80	50	214
Geography and History	5	715	2,734	2,171	424	12	290	568	252	282
Information and Audiovisual Media	2	176	599	474	89	5	57	88	45	77
Law	6	1,269	5,240	4,441	851	12	236	533	267	421
Mathematics and Computer Science	2	252	1,192	874	160	3	45	61	35	112
Medicine and Health Sciences	6	955	4,388	4,204	839	12	270	390	307	1,598
Pharmacy and Food Sciences	3	544	2,534	2,364	470	7	155	165	153	360
Philology and Communication	11	806	2,809	2,498	518	9	112	239	134	323
Philosophy	1	200	712	552	59	6	58	118	88	67
Physics	2	272	1,176	957	201	12	135	234	136	260
Psychology	1	485	2,067	1,802	399	9	215	400	186	315
% women	—	65.4	63.9	64.9	66.1	—	61.4	62.9	62.0	47.7
UB-affiliated centres²	12	1,122	4,180	3,852	939	14	881	1,551	898	499

¹ Includes the UB-specific degree in Private Investigation, taught at the Faculty of Law, and the bachelor's degree in Biomedical Sciences, taught at the faculties of Biology and of Medicine and Health Sciences.

² Includes students at UNIBA, a UB-affiliated centre.

Bachelor's and university master's degree students by branch of knowledge



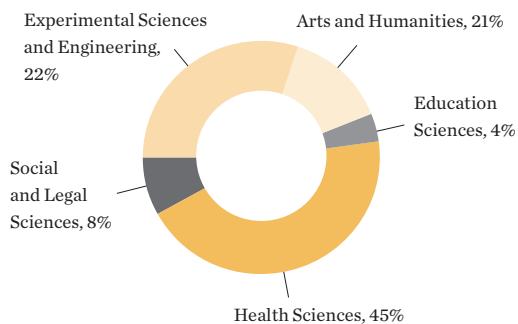
The average rating for teaching staff is **7.50** among bachelor's degree students and **8.03** among university master's degree students.

Research and technology transfer

	2018	2019	2020
Research funding secured through competitive and non-competitive channels (thousands of euros)	134,448	144,634	139,837
Research projects	32,712	37,058	38,800
Complementary actions	85	146	126
Grants for human resources	12,378	16,519	12,822
Other grants	10,273	5,152	6,282
Infrastructure	192	851	—
Research agreements	759	1,056	772
FBG and other research contracts	13,658	10,944	10,945
Services provided by Science and Technology Centres to other institutions	3,445	2,921	2,626
Funding secured by UB researchers at institutions with UB participation ¹	60,947	69,987	67,464

¹ August Pi i Sunyer Biomedical Research Institute (IDIBAPS), Bellvitge Biomedical Research Institute (IDIBELL), Institute for Bioengineering of Catalonia (IBEC), Catalonia Institute for Energy Research (IREC), Institute for Research in Biomedicine (IRB), Centre for Ecological Research and Forestry Applications (CREAF), Institute of Space Studies of Catalonia (IEEC), Barcelona Institute for Global Health (ISGlobal), Barcelona Institute of Economics (IEB), Josep Carreras Leukaemia Research Institute (IJC) and Sant Joan de Déu Research Institute (IRSJD).

Doctoral theses read by branch of knowledge



	2018	2019	2020
Doctoral students	4,690	4,708	4,816
% female trainee researchers	55.6	56.6	57.6
Projects as part of industrial doctorate programmes	18	13	14
Doctoral theses read	599	630	637 ¹
Scientific publications (WoS)	5,707	6,305	7,112

¹ Provisional data.

Research structures

UB research institutes	16
University research institutes	2
Research centres	5
Research institutes with UB participation	10
Inter-university institutes	5
UB Observatories	11
Observatories with UB participation	2
Documentation centres	3

Research

Active research projects	958
Horizon 2020 projects	64
Projects awarded by the European Research Council	5
Consolidated research groups	250

Knowledge and technology transfer

FBG contracts	720
License agreements	24
New technology-based spin-offs	4
Patents applications	73
Invention disclosures	56

Staff

		% women
PDI engaged in research / FTE-PDI ¹	75.9	
Teaching staff engaged in research	2,287	44.4
Postdoctoral researchers ²	231	42.4
Trainee predoctoral researchers	572	49.3
Research-support PAS	488	57.0
FBG researchers	515	43.3
FBG research technicians/assistants	124	68.5

¹ Full-time-equivalent teaching and research staff (contract hours).

² Includes CIBER, ICREA, Ramón y Cajal, Juan de la Cierva, Beatriu de Pinós, Beatriz Galindo, Marie Skłodowska-Curie and others.

4 institutes with the **María de Maeztu** certificate of excellence, awarded by the Spanish Ministry of Economy and Competitiveness.
117 companies based at the Barcelona Science Park.

According to the seventh graduate employment study carried out by the Catalan University Quality Assurance Agency (AQU), **employment rates** for UB graduates are **88.8%** for bachelor's degree-holders, **88.7%** for master's degree-holders and **93.3%** for doctoral degree-holders.

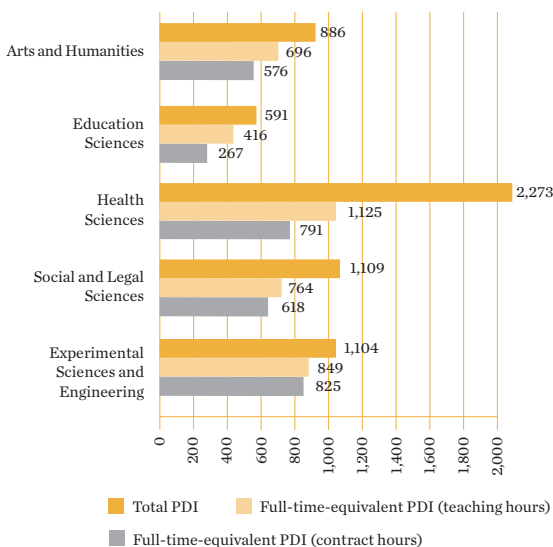
Teaching and research staff (PDI)

		% women
Total PDI	5,963	47.1
Full professors	514	29.4
University school professors	12	66.7
Senior lecturers	757	42.9
University school senior lecturers	85	50.6
Non-statutory professors	76	32.9
Senior lecturers	618	51.6
Assistant lecturers	266	48.9
Collaborating lecturers on an open-ended contract	62	64.5
Adjunct lecturers	2,423	51.4
Adjunct medical lecturers	889	52.2
Researchers	175	40.0
Emeritus professors	65	18.5
Other teaching staff ¹	21	57.1
PDI with permanent affiliation²	2,124	42.9
Full-time-equivalent PDI (teaching hours)	3,948.8	47.4
Full-time-equivalent PDI (contract hours)	3,077.2	46.01

¹ Includes visiting lecturers and emeritus lecturers on the early retirement plan.

² Includes full professors, senior lecturers, collaborating lecturers on an open-ended contract and non-statutory professors.

PDI by branch of knowledge



Administrative and service staff (PAS)

		% women
Total PAS	2,387	63.5
Statutory PAS	1,057	78.3
Non-statutory PAS	1,330	51.7
Ratio of PAS to PDI	0.40	
Ratio of PAS to FTE PDI	0.60	

Services

CRAI Library	
Libraries	16
Monographs and print journals	1,804,108
Audiovisual materials and other digital resources	69,200
Total loans	312,505
Reading desks	6,624
UB Sports users	3,170
Grant holders in UB services and faculties	695
Club de Feina (Job Club) participants	689
UB Alumni members	7,365
Direct beneficiaries of activities carried out by the UB Solidarity Foundation	7,334

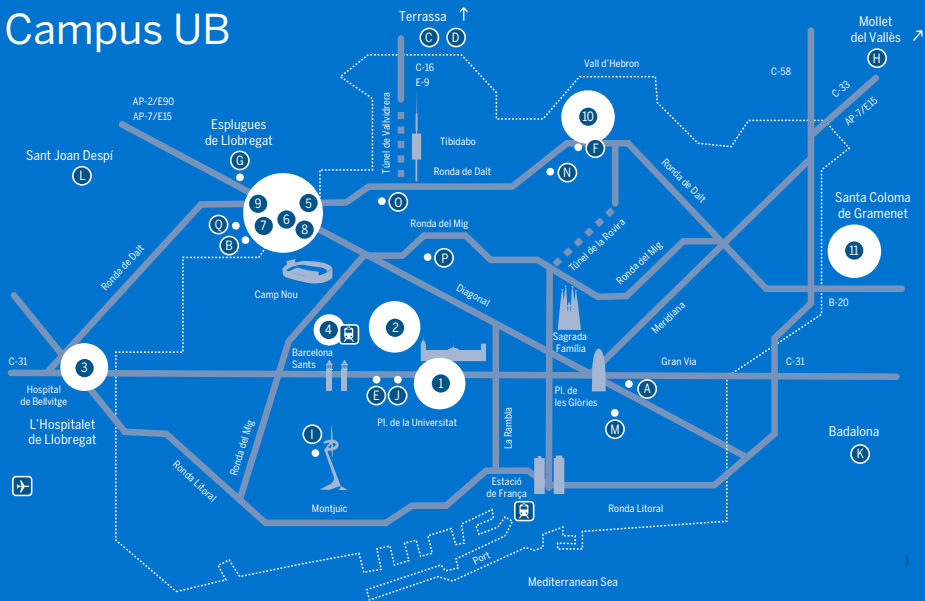
Cultural activities

Exhibitions hosted by the Sala Josep Uclés	4
Events in the concert season Els Vespres de la UB	6
Collections in the Virtual Museum	17

Budget

Income (thousands of euros)	425,151
Chap. 3 Fees and other income	94,825
Chap. 4 Current transfers	289,373
Chap. 5 Additions to capital	18,189
Chap. 7 Capital transfers	22,764
Expenditure (thousands of euros)	425,151
Chap. 1 Staff costs	302,533
Chap. 2 Acquisition goods/services	75,445
Chap. 3 Financial costs	2,375
Chap. 4 Current transfers	7,481
Chap. 6 Real investments	32,903
Chap. 9 Financial liabilities	4,414

Campus UB



- 1** Humanities Campus
- Rector's Office, General Manager's Office and general services
 - Faculty of Philology and Communication
 - Faculty of Philosophy
 - Faculty of Geography and History
 - Faculty of Mathematics and Computer Science
 - Institute of Hispanic Studies

- 2** Medicine Campus Clinic August Pi i Sunyer
- Faculty of Medicine and Health Sciences
 - Hospital Clinic of Barcelona
 - Hall of Residence Ramon Llull

- 3** Bellvitge Health Sciences Campus
- Faculty of Medicine and Health Sciences
 - University Hospital of Bellvitge

- 4** Faculty of Information Science and Audiovisual Media

- Barcelona Knowledge Gateway Campus
- 5**
- Faculty of Economics and Business
 - Faculty of Law
- 6**
- Faculty of Biology
 - Faculty of Chemistry
 - Faculty of Earth Science
 - Faculty of Fine Arts
 - Faculty of Pharmacy and Food Science
 - Faculty of Physics
 - Science and Technology Centres
- 7**
- Barcelona Science Park
- 8**
- Penyafort-Montserrat Hall of Residence
 - Aleu University Residence
- 9**
- Sports UB

- 10** Mundet Campus
- Faculty of Education
 - Faculty of Psychology
 - Institute for Professional Development (IDP-ICE)

- 11** Food and Nutrition Torribera Campus
- Faculty of Pharmacy and Food Science

- A** ■ Humanities and Social Sciences Park
- B** ■ School of New Interactive Technologies (ENTI)
- C** ■ School of Cinema and Audiovisual Studies of Catalonia (ESCAC)
- D** ■ School of Trade and Distribution (ESCODI)
- E** ■ School of Public Relations (ESRP)
- F** ■ Barcelona School of Tourism, Hospitality and Gastronomy (CETT-UB)
- G** ■ Sant Joan de Déu University School of Nursing
- H** ■ Institute of Public Safety of Catalonia (ISPC)
- I** ■ National Institute of Physical Education of Catalonia (INEFC)
- J** ■ School of Modern Languages (EIM)
- K** ■ El Carme Cultural Centre
- L** ■ Torre de la Creu
- M** ■ Institute for Lifelong Learning (IL3-UB)
- N** ■ Center for International Historical Studies (CEHI)
- O**
- Finca Pedro Pons
 - CEI International Affairs
 - Ombuds Officer
 - Doctors' Senate
- P** ■ Sant Jordi Hall of Residence
- Q** ■ Student Support Service (SAE)

Gran Via de les Corts Catalanes, 585
 08007 Barcelona
 Tel.: 934 021 100
 www.ub.edu



UNIVERSITAT DE
 BARCELONA

Member of



Founder of



International
 Excellence

