

The University of Barcelona in figures

October 2012



Universitat de Barcelona

The University of Barcelona

Since it was founded in 1450, the University of Barcelona has become a benchmark institution for teaching, scientific research and knowledge creation in Spain and abroad. Its dynamic, critical and constructive qualities have always been placed at the service of the community and the country, where it strives to uphold the principles of freedom and equality and pursue its commitment to progress.

The UB's broad-ranging academic offering covers all the main areas of knowledge, with its eighteen faculties and its university school accommodating some ninety thousand students each year. In research, the UB works in innovative disciplines such as biomedicine and biotechnology but is also active in more traditional fields including experimental sciences, social sciences, the humanities, health, and fine arts, and its researchers publish in the most prestigious international journals.

Alongside teaching and research, areas such as internationalization, innovation, social and environmental responsibility, good governance, gender equality and ageing complete the portfolio of activities and initiatives carried out by the UB during the academic year 2011-2012.

The University of Barcelona now boasts two Campuses of International Excellence, the HUBc health campus and the BKC knowledge campus, the latter in conjunction with the Polytechnic University of Catalonia. As

a research-intensive university, the UB generates more scientific output and achieves higher research performance indicators than any other higher education institution in Spain.

The figures recorded here summarize the University of Barcelona's activities over the course of the last academic year and give an idea of the work carried out.



Dídac Ramírez
Rector

A handwritten signature in black ink, which appears to read 'Dídac Ramírez', followed by a vertical line.

- 5 EHEA bachelor's degrees and 6 university master's degrees taught at UB-affiliated centres, 5 Erasmus Mundus master's degrees, and 31 doctoral programs with **national Excellence Awards**.



The students

| | 2009-10 | 2010-11 | 2011-12 |
|--|---------|---------|--------------------|
| EHEA bachelor's degree students | 10,762 | 22,328 | 31,531 |
| New EHEA bachelor's degree students | 7,914 | 10,911 | 11,014 |
| Non-EHEA bachelor's degree students | 38,073 | 26,227 | 15,915 |
| New non-EHEA bachelor's degree students | 4,061 | 804 | 725 |
| Full-time-equivalent bachelor's degree students (EHEA and non-EHEA) | 38,536 | 39,814 | 39,471 |
| University master's degree students | 4,993 | 5,235 | 5,484 |
| New university master's degree students | 3,101 | 3,366 | 3,240 |
| Doctoral students | 3,627 | 4,229 | 4,681 |
| Postgraduate students (UB-specific courses) | 9,520 | 10,175 | 8,500 ¹ |
| University extension courses | 1,304 | 1,229 | 906 ¹ |
| Lifelong learning students (IL3) | 28,535 | 24,019 | 17,371 |
| Students at UB-affiliated centres (EHEA and non-EHEA bachelor's degrees and university master's) | 3,376 | 3,219 | 3,164 |
| International students (under exchange agreements) | 1,660 | 1,829 | 1,926 |
| UB students abroad (under exchange agreements) | 893 | 1,072 | 1,187 |
| Students in non-curricular placements | 1,898 | 1,831 | 2,183 ¹ |

¹Provisional data

| Other students | 2011-12 | % women |
|---------------------------------|---------|---------|
| School of Modern Languages | 5,284 | 64.0 |
| Institute of Hispanic Studies | 2,239 | 67.9 |
| Catalan courses | 1,540 | 69.2 |
| Summer courses | 1,169 | 61.1 |
| Institute of Education Sciences | 9,314 | 69.0 |
| Activities for Senior Citizens | 3,663 | 78.0 |
| University of Experience | 283 | 64.0 |

Virtual Campus

| | 2011-12 |
|--|------------|
| % educational material electronically available ¹ | 83.1 |
| Users | 80,804 |
| Accesses | 15,606,581 |

¹ Cycles, degrees and master's subjects

- The University of Barcelona has signed **agreements** with 94 of the top 200 universities worldwide (Times Higher Education Supplement).

- The UB brings together students of **121 nationalities**.

Teaching improvement and innovation

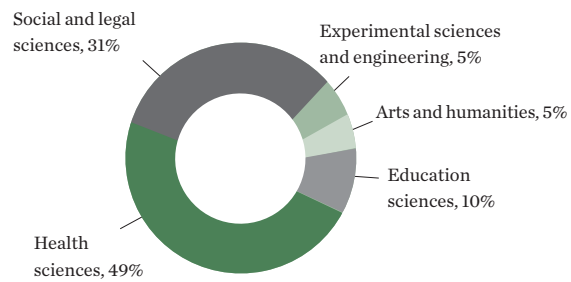
| | 2011-12 |
|---|---------|
| Teaching innovation | |
| Consolidated teaching innovation groups | 71 |
| Teaching innovation groups | 7 |
| Financed teaching innovation projects | 107 |
| TRS participating in ICE training courses (%) | 55.2 |

Internationalization

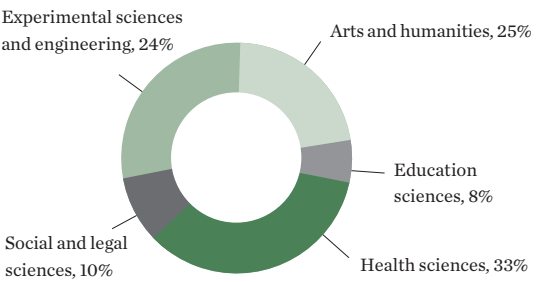
| | 2011-12 |
|---|--------------------|
| Number of collaboration agreements with universities and other foreign institutions | 1,730 |
| Number of international students | 9,497 ¹ |
| Number of international teaching staff | 187 |

¹ Provisional data

Postgraduate students by knowledge area



Doctoral students by knowledge area



The faculties and schools

| | EHEA bachelor's degrees | | | Non-EHEA bachelor's degrees | | | University master's degrees | | | | TRS |
|---------------------------------|-------------------------|--------------|--------------------------|-----------------------------|--------------------------|-----------------------|-----------------------------|--------------|--------------------------|-----------------------|---|
| | Courses offered | New students | Total number of students | New students | Total number of students | Graduates (2010-2011) | Courses offered | New students | Total number of students | Graduates (2010-2011) | Personal docente Teaching and research staff ¹ |
| Total UB | 60 | 11,014 | 31,531 | 725 | 15,915 | 8,016 | 145 | 3,240 | 5,484 | 2,115 | 5,306 |
| Biology | 5 | 526 | 1,940 | 0 | 472 | 395 | 13 | 407 | 515 | 256 | 362 |
| Chemistry | 3 | 396 | 1,187 | 1 | 489 | 235 | 6 | 78 | 148 | 66 | 269 |
| Dentistry | 1 | 116 | 328 | 2 | 280 | 112 | 1 | 21 | 34 | 20 | 195 |
| Economics and Business | 4 | 1,776 | 4,608 | 333 | 5,360 | 1,395 | 13 | 183 | 337 | 149 | 607 |
| Education | 3 | 708 | 1,900 | 1 | 667 | 689 | 8 | 190 | 301 | 98 | 265 |
| Fine Arts | 3 | 451 | 1,073 | 0 | 781 | 219 | 6 | 125 | 275 | 65 | 189 |
| Geography and History | 5 | 940 | 2,485 | 0 | 1,115 | 487 | 12 | 300 | 739 | 162 | 279 |
| Geology | 2 | 123 | 259 | 0 | 232 | 76 | 3 | 54 | 82 | 54 | 101 |
| Law | 5 | 1,306 | 4,125 | 381 | 2,719 | 1,254 | 7 | 183 | 302 | 89 | 356 |
| Library and Information Science | 1 | 106 | 318 | 1 | 98 | 122 | 2 | 22 | 83 | 18 | 57 |
| Mathematics | 2 | 264 | 687 | 0 | 188 | 71 | 2 | 13 | 19 | 14 | 110 |
| Medicine | 3 | 401 | 1,050 | 0 | 741 | 224 | 12 | 340 | 534 | 246 | 655 |
| Nursing | 2 | 459 | 1,296 | 0 | 326 | 438 | 3 | 88 | 134 | 43 | 330 |
| Pharmacy | 3 | 567 | 2,076 | 0 | 524 | 444 | 9 | 177 | 305 | 148 | 343 |
| Philology | 11 | 931 | 2,540 | 0 | 279 | 335 | 9 | 185 | 321 | 102 | 322 |
| Philosophy | 1 | 253 | 440 | 6 | 547 | 97 | 7 | 110 | 208 | 73 | 83 |
| Physics | 2 | 272 | 725 | 0 | 339 | 89 | 13 | 134 | 251 | 76 | 239 |
| Psychology | 1 | 511 | 2,001 | 0 | 461 | 439 | 9 | 168 | 312 | 110 | 259 |
| Teacher Training | 3 | 908 | 2,493 | 0 | 297 | 895 | 10 | 462 | 584 | 326 | 282 |
| % women | — | 62.0 | 63.5 | 48.7 | 57.0 | 68.2 | — | 64.5 | 64.6 | 63.5 | 44.4 |
| UB-affiliated centres | 5 | 784 | 2,322 | — | 599 | 506 | 5 | 236 | 243 | — | 199 |

¹ The total includes 3 lecturers affiliated at the Institute of Education Sciences

- 4,564 references to the UB's scientific activity in the written press.
- 15 million visits to the UB website in 2011.
This figure equates to almost 40,000 per day.

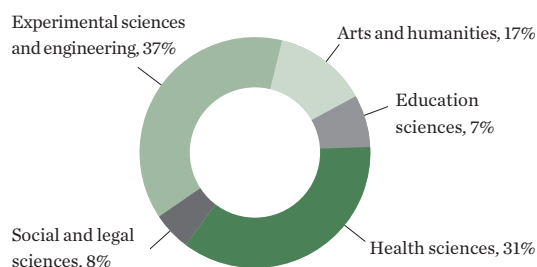


Research and technology transfer

| | 2009 | 2010 | 2011 |
|---|----------------|---------------|---------------|
| Income from research and technology transfer (in thousands of euros) | 108,680 | 81,206 | 76,339 |
| Proyectos de investigación ¹ | 76,715 | 55,887 | 52,107 |
| Research projects and FBG contracts | 15,129 | 9,642 | 6,850 |
| Infrastructure | 1,605 | - | 1,659 |
| Other grants | 9,515 | 11,632 | 11,217 |
| UB agreements | 3,750 | 2,390 | 2,503 |
| FBG agreements | 1,966 | 1,655 | 2,002 |

¹ This includes income generated by the University of Barcelona, the August Pi i Sunyer Biomedical Research Institute (IDIBAPS), the Bellvitge Institute for Biomedical Research (IDIBELL), the Institute for Bioengineering of Catalonia (IBEC), the Catalonia Institute for Energy Research (IREC), the Institute of Biomedical Research (IRB) and the Barcelona Science Park (PCB).

Doctoral theses read by knowledge area (academic year 2010-2011)



| | |
|--|-------------|
| Barcelona Science Park | 2011 |
| Personnel | 2,105 |
| Private companies | 57 |
| Public companies | 26 |
| Research groups and scientific services | 84 |
| UB Science and Technology Centres | 2011 |
| Internal users (principal investigators) | 453 |
| External invoicing ¹ | 4,848 |
| Value of scientific equipment ¹ | 41,110 |

¹ In thousands of euros

| | |
|--|-------------|
| Research activity | 2011 |
| Doctoral theses read (2010-2011) | 593 |
| Scientific publications ¹ | 4,068 |
| TRS in R&D projects (%) | 75.5 |
| Contracted research doctors | 231 |
| Research grantholders | 907 |
| Research-TRS TRS | 277 |
| Consolidated research groups ² | 243 |
| Active research projects | 720 |
| Priority patent applications | 18 |
| International patent applications (PCT) | 22 |
| New technology-based companies | 3 |
| UB research institutes and centres | 24 |
| Research institutes and observatories in which the UB participates | 7 |
| Interuniversity institutes | 2 |
| Documentation centres | 3 |
| Observatories | 10 |

¹ Collated by the Institute for Scientific Information (ISI).

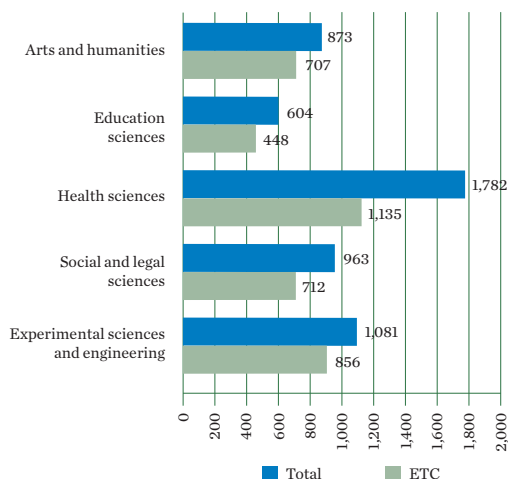
² As recognized by the Catalan government.

Teaching and research staff (TRS)

| 2012 | % women | |
|--|----------------|-------------|
| Total TRS | 5,306 | 44.4 |
| University professors | 593 | 21.6 |
| University schools professors | 26 | 57.7 |
| Tenured university lecturers | 1,295 | 43.6 |
| Tenured university school lecturers | 237 | 56.1 |
| Contracted LOU professors | 1 | 0.0 |
| Tenure-track 2 lecturers | 266 | 46.6 |
| Tenure-track 1 lecturers | 206 | 58.3 |
| Temporary lecturers | 19 | 68.4 |
| Full-time temporary lecturers | 66 | 66.7 |
| Adjunct lecturers | 1,503 | 47.6 |
| Adjunct medical lecturers | 487 | 43.7 |
| Assistant lecturers | 93 | 58.1 |
| Other researchers | 202 | 49.5 |
| Emeritus lecturers on early retirement plan | 248 | 45.6 |
| Others | 64 | 32.8 |
| Full-time-equivalent TRS | 3,861,5 | 44.5 |
| TRS with permanent affiliation ¹ | 2,484 | 40.6 |

¹ This includes lecturers, tenure-track 2 lecturers, university- contracted temporary lecturers and contracted LOU professors.

TRS by knowledge area: total and FTE (2012)



Administrative and service staff (AdSS)

| 2012 | % women | |
|----------------------------|--------------|-------------|
| Total AdSS | 2,294 | 64.7 |
| Civil service AdSS | 996 | 81.9 |
| University-contracted AdSS | 1,298 | 51.7 |
| AdSS/TRS ratio | 0.43 | |

Services and activities

| 2011 | |
|--|--------------|
| Library | |
| Monographs | 1,484,794 |
| Journals and periodicals | 57,098 |
| Total loans | 934,775 |
| Reading points | 6,525 |
| Sports UB users | 8,168 |
| Grantholders in services | 408 |
| Accommodation in halls of residence | |
| UB halls of residence | 910 |
| UB-affiliated halls of residence | 775 |
| UB Alumni members | 7,091 |

Budget 2012

| | |
|---------------------------------------|----------------|
| Income (in thousands of euros) | 368,225 |
| Chap.3 Fees and other income | 103,220 |
| Chap.4 Current transfers | 232,685 |
| Chap.5 Additions to capital | 10,112 |
| Chap.7 Capital transfers | 22,208 |

| | |
|--|----------------|
| Expenditure (in thousands of euros) | 368,225 |
| Chap.1 Staff costs | 265,353 |
| Chap.2 Goods and services | 60,580 |
| Chap.3 Financial costs | 361 |
| Chap.4 Current transfers | 8,076 |
| Chap.6 Real investments | 32,645 |
| Chap.7 Capital transfers | 205 |
| Chap.9 Financial liabilities | 1,005 |

■ For the academic year 2012-2013, 16,007 students have applied to the UB for their first-choice degree, a figure that represents 33.2% of first-choice applications in the Catalan public university system and gives a **demand ratio** of 1.5 for places at the UB.



Summary of data

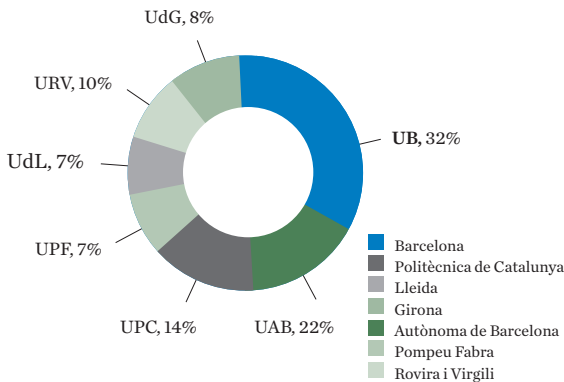
| | 2011-12 | % women |
|--|---------------------|---------|
| Total students ¹ | 81,000 ³ | 63.4 |
| EHEA ² bachelor's degrees | 31,531 | 63.2 |
| Non-EHEA bachelor's degrees | 15,915 | 57.0 |
| University master's degrees | 5,484 | 64.6 |
| Doctoral studies | 4,681 | 58.0 |
| UB postgraduate courses | 8,500 ³ | 74.1 |
| University extension courses | 906 ³ | 50.6 |
| Lifelong learning courses (IL3) | 17,371 | 69.0 |
| Students at affiliated centres | 3,164 | 57.0 |
| New bachelor's degree students (EHEA and non-EHEA) | 11,739 | 61.2 |
| New university master's degree | 3,240 | 64.5 |
| Full-time-equivalent bachelor's degree | 39,471 | 62.0 |
| Master's degree holders (2010-2011) | 8,016 | 68.2 |
| Doctorate degree holders (2010-2011) | 2,115 | 63.5 |
| Doctores (2010-2011) | 467 | 53.5 |
| Doctoral theses read (2010-2011) | 593 | 53.8 |

¹ This figure does not include 3,388 students enrolled in postgraduate and lifelong learning courses jointly managed by the UB and the IL3.

² European Higher Education Area

³ Provisional data

Incoming bachelor's degree students in the Catalan public university system, 2011-2012



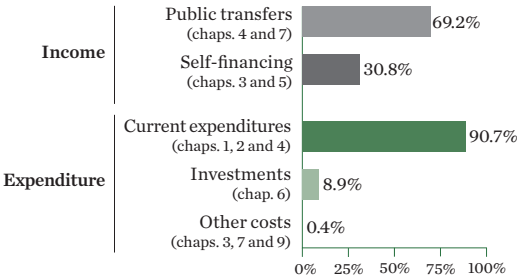
| | |
|---|---------|
| Budget 2012 ¹ | 368,225 |
| Income from research ¹ | 76,339 |
| Constructed area (m²) | 602,381 |
| Faculties and university schools | 19 |
| UB-affiliated centres | 5 |
| Departments | 106 |
| Teaching and research staff (TRS) | 5,306 |
| Administrative and service staff (AdSS) | 2,294 |

¹ In thousands of euros

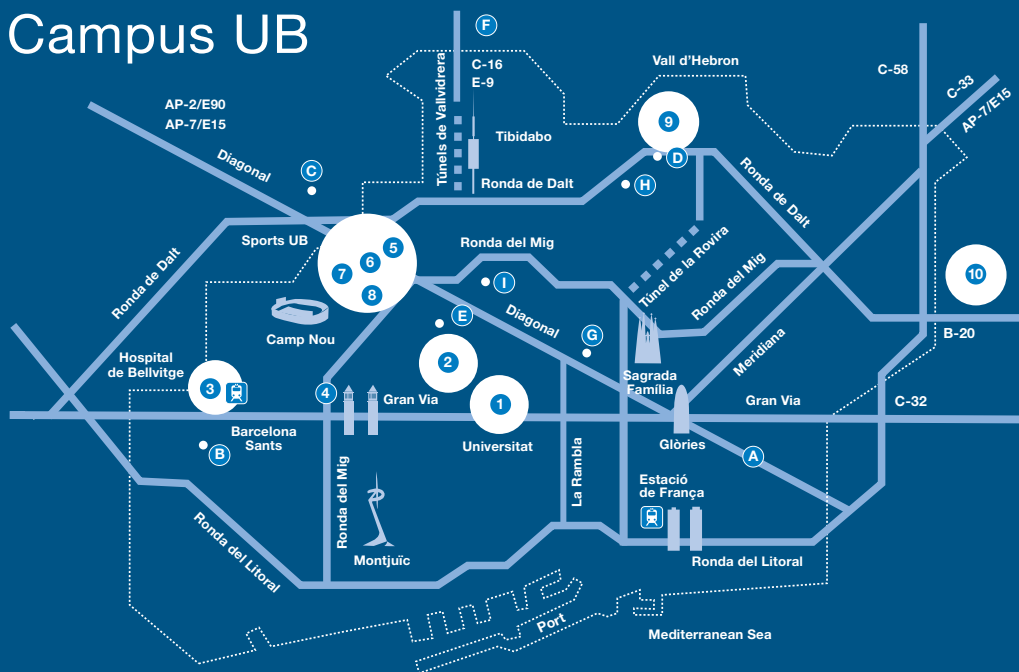
- 65 EHEA bachelor's degrees
- 6 non-EHEA bachelor's degrees
- 150 university master's degrees
- 71 doctoral programs
- 306 UB-specific postgraduate courses
- 53 university extension courses
- 470 open lifelong learning courses for corporate clients (IL3)

For the academic year 2012-2013, the UB has approved a total offering of 64 bachelor's degrees and 138 university master's degrees.

Budget 2012



Campus UB



1 Humanities Campus

- Rector's Office, General Manager's Office and general services
- Faculty of Philology
- Faculty of Philosophy
- Faculty of Geography and History
- Faculty of Mathematics

2 Medicine Campus Hospital Clinic August Pi i Sunyer

- Faculty of Medicine (Casanova)
- Hospital Clinic of Barcelona

3 Bellvitge Health Sciences Campus

- University School of Nursing
- Faculty of Medicine (Bellvitge)
- University Hospital of Bellvitge
- Faculty of Dentistry

4 Faculty of Library and Information Science

Barcelona Knowledge Gateway Campus

- 5 ■ Faculty of Law
- Faculty of Economics and Business
- 6 ■ Faculty of Fine Arts
- Faculty of Biology
- Faculty of Pharmacy
- Faculty of Physics
- Faculty of Geology
- Faculty of Chemistry
- 7 ■ Barcelona Science Park
- 8 ■ Penyafort-Montserrat-Llull Halls of Residence

9 Mundet Campus

- Faculty of Teacher Training
- Faculty of Education
- Faculty of Psychology
- Institute of Education Sciences

10 Food and Nutrition Torribera Campus

- A ■ Institute for Lifelong Learning
- B ■ National Institute of Physical Education of Catalonia
- C ■ Sant Joan de Déu University School of Nursing
- D ■ University School of Hotel Management and Tourism
- E ■ School of Labour Relations
- F ■ School of Cinema and Audiovisual Studies of Catalonia
- G ■ Industrial Relations
- H ■ Center for International Historical Studies
- I ■ Sant Jordi Hall of Residence



Gran Via de les Corts Catalanes, 585
08007 Barcelona
Tel.: 934 021 100
www.ub.edu