

The University of Barcelona in figures

October 2017



UNIVERSITAT DE
BARCELONA



UNIVERSITAT DE BARCELONA

Since its foundation in 1450, the University of Barcelona has maintained and continually developed its intense academic and research activity in the service of society, and today it is both a national and international point of reference in terms of education, science and knowledge.

Quality and innovation are the hallmarks of the University's extensive training offer, which encompasses all fields of knowledge: humanities, health sciences, social sciences, experimental sciences and engineering. Over the previous academic year, the university community comprised more than 60,000 students, and all courses of study evaluated by the Catalan University Quality Assurance Agency (AQU) successfully passed the accreditation process, some with recognition of excellence.

Research at the University has continued to produce outstanding results in the various disciplines, both in terms of the attraction of resources and the number of scientific publications by our teaching staff, which for this year stands at 5,381. Within the framework of the European Commission's Horizon 2020 programme, some 43 research projects were signed off in 2016 for almost €14 million, and, over the ten years of the funding programme established by the European Research Council (ERC), researchers from the University of Barcelona have won a total of 27 grants, representing more than €33 million.

This activity, alongside active participation in networks such as the European League of Research Universities (LERU), complement and strengthen institutional policy regarding research, teaching quality, innovation, internationalization and our commitment to society. All these factors combined have made the

University of Barcelona the leading Spanish university in both national and international rankings, as well as the most innovative university in Spain, ranked 63rd in Europe according to the Reuters Top 100. The *Times Higher Education* World University Rankings has placed the University of Barcelona among the top 25 universities in the world with more than 400 years of history.

Below are the figures that reflect the University of Barcelona's activity over the past academic year, which also give a general overview of its magnitude and scope.



Joan Elias
Rector

The UB has agreements with **122 of the top 200 universities in the world** according to the *Times Higher Education Supplement*

The **performance rate** (number of credits passed by number of credits enrolled) has been of **84%** for bachelor's degrees and of **95%** for university master's degrees.

Students

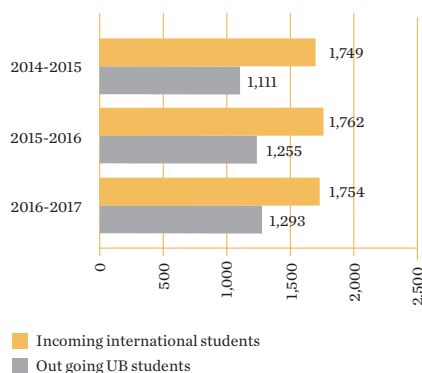
	2014-2015	2015-2016	2016-2017	% women
New bachelor's degree and pre-EHEA degree students	10,418	10,420	10,353	62.0
Bachelor's degree and pre-EHEA degree students	44,420	43,568	42,961	61.7
Full-time-equivalent students bachelor's and pre-EHEA degrees	38,363	37,796	37,199	62.3
Bachelor's degree and pre-EHEA degree/diploma graduates	7,448	7,215	N/A	—
Incoming university master's degree students	3,417	3,573	3,667	60.8
University master's degree students	4,865	5,300	5,539	61.6
Full-time-equivalent master's degree students	3,664	3,432	4,089	61.5
University master's degree graduates	2,472	2,866	N/A	—
Distance bachelor's and master's degrees students ¹	638	1,921	1,555	64.2
Students at UB-affiliated centres (bachelor's and university master's degrees)	3,713	3,901	4,390	52.7
Students in UB-specific master's degrees and postgraduate/specialization and expert courses	8,693	8,801	8,961 ²	73.0
University extension students	2,279	1,304	1,266 ²	54.2
Lifelong learning students (IL3)	14,696	21,040	19,195	74.5
Students in non-curricular placements	3,084	3,519 ²	N/A	—

¹Through the UNIBA affiliated centre ² Provisional data

Additional training	2016-2017	% women
School of Modern Languages (EIM)	4,141	62.1
Hispanic Studies	743	65.6
University of Experience	1,249	63.3
Els Juliols summer courses	1,720	63.1
Gaudir UB	2,867	63.7

Other students	2016-2017	% women
Language Services: Catalan courses	1,061	67.4
Institute of Education Sciences (ICE)	9,059	70.8
Courses for Senior Citizens	4,057	76.0

Mobility in the framework of exchange programmes



Teaching improvement and innovation

2016-2017

Teaching innovation	
Consolidated teaching innovation groups	78
Teaching innovation groups	16
Funded teaching innovation projects	33
% PDI staff participating in ICE training courses	73.12
Participants in MOOCs	44,722 ¹

¹ Provisional data

Internationalization

2016-2017

Agreements with universities and other institutions outside Spain	3,376
International students	11,175 ¹
International teaching staff	250

¹ Provisional data

The UB brings together students of **120 nationalities**

Faculties and centres

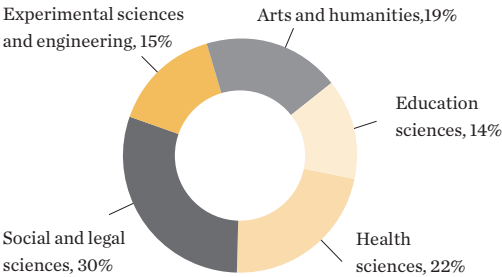
	Bachelor's degrees and pre-EHEA degrees/diplomas					University master's degrees				PDI
	Course offerings ¹	New students	Total number of students	Full-time-equivalent students	Graduates (2015-2016)	Course offerings	New students	Total number of students	Graduates (2015-2016)	
Faculties of the University of Barcelona	63	10,353	42,961	37,199	7,215	143	3,667	5,539	2,866	5,715
Biology	6	547	2,156	1,895	483	14	356	416	344	375
Chemistry	3	367	1,571	1,345	245	10	157	203	116	257
Earth Sciences	3	157	415	366	41	3	51	117	32	109
Economics and Business	5	1,649	7,131	6,097	1,039	14	326	540	224	617
Education	5	1,466	5,916	5,238	1,216	13	604	775	618	653
Fine Arts	3	431	1,554	1,390	274	6	102	186	59	204
Geography and History	5	745	3,058	2,468	453	10	287	514	207	271
Law	6	1,256	5,478	4,658	905	12	345	769	257	387
Library and Information Science	2	144	566	448	92	4	44	76	42	76
Mathematics and Computer Science	2	286	1,103	796	113	3	39	43	9	109
Medicine and Health Sciences	5	982	4,494	4,309	849	13	417	539	290	1,363
Pharmacy and Food Science	3	532	2,562	2,386	456	8	193	200	209	346
Philology	11	823	2,994	2,600	467	9	203	346	91	322
Philosophy	1	214	643	500	77	6	123	174	52	77
Physics	2	266	1,192	921	139	9	168	232	168	238
Psychology	1	488	2,128	1,782	366	9	252	409	148	306
% women	—	62.0	61.7	62.3	66.4	—	60.8	61.6	60.6	46.1
UB-affiliated centres ³	11	1,238	4,053	3,795	535	8	1,029	1,892	452	309

¹ Includes the UB-specific degree in Private Investigation, taught at the Faculty of Law.

² The total includes three lecturers affiliated to the Institute of Education Sciences.

³ Includes students in the UNIBA affiliated centre.

EHEA degree and diploma students, by branch of knowledge



Bachelor's degree students rate their teaching staff with a **7.22** and university master's degree students with a **7.73**.

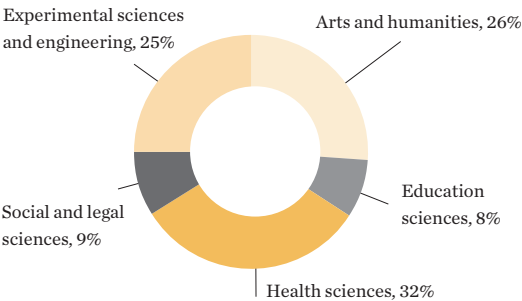


Research and technology transfer

	2014	2015	2016
Income generated through competitive and non-competitive research funding (thousands of euros)	87,209	88,988	100,229
Research projects	25,312	31,471	47,319
Complementary actions	305	369	—
Grants and financial aid	19,835	13,740	7,745
Infrastructure	185	—	657
Research agreements	538	248	445
Bosch i Gimpera Foundation contracts	10,043	8,697	10,873
Services provided by Science and Technology Centres to other institutions	2,901	3,236	3,250
Income generated by UB researchers at other institutions ¹	28,090	31,227	29,940

¹ Includes income from the activity of UB researchers in competitive and non-competitive research projects at the August Pi i Sunyer Biomedical Research Institute (IDIBAPS), the Bellvitge Biomedical Research Institute (IDIBELL), the Institute for Bioengineering of Catalonia (IBEC), the Catalonia Institute for Energy Research (IREC), the Institute for Research in Biomedicine (IRB), the Centre for Ecological Research and Forestry Applications (CREAF), the Institute of Space Studies of Catalonia (IEEC), the Barcelona Institute for Global Health (ISGlobal) and the Centre for Research in Agricultural Genomics (CRAG).

Doctoral theses read, by branch of knowledge (2015-2016)



	2014	2015	2016
Trainee researchers	5,431	4,774	4,890
Projects in industrial doctoral programmes	9	15	16
Doctoral theses read	752	1,131	749 ¹
Scientific publications (ISI)	5,180	5,186	5,381

¹ Provisional data

The disciplines of **Public Health, Food Science and Technology, Clinical Medicine, and Biological and Human Sciences** are ranked **30, 36, 43 and 44** in the world, respectively, according to the **Shanghai Ranking’s Global Ranking of Academic Subjects 2017**

The **scientific equipment owned by the UB’s** Science and Technology Centres has a total value of **42 million euros**. **99** companies based at the Barcelona Science Park

Activity 2016

Research	
Active research projects	997
Horizon 2020 projects	43
Research-integrated professors	2,276
Research doctors	216
Predocctoral researchers	584
Research assistants and specialists	653
Consolidated research groups	303
Emerging research groups	22

Technology and knowledge transfer	
Bosch i Gimpera Foundation contracts	726
License agreements	17
New technology-based spin-offs	4
Patent applications	67
Invention communications	53

Research structures	
UB research institutes	15
University research institutes	2
Research centres	3
Research institutes with UB participation	10
Inter-university institutes	4
UB Observatories	10
Observatories with UB participation	2
Documentation centres	3

According to the sixth labour market carried out by the AQU, the employment rate for graduates is **87.26%**; **88.44%** in the case of master's degree graduates, and **90.67%** for PhD holders.

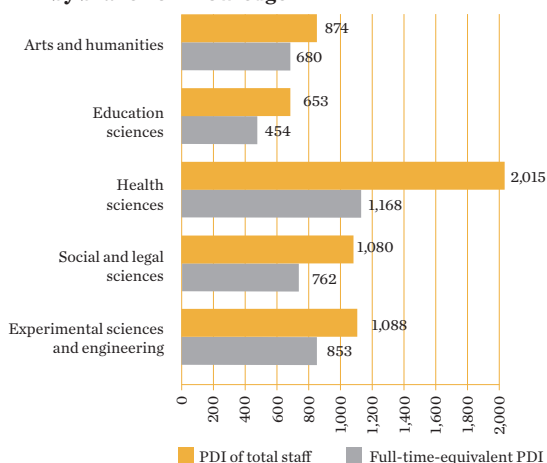
23,754 references to the UB's scientific activity in the written press. **26 million visits to the UB website** in 2016 (over 71,000 visits per day)

Teaching and research staff (PDI)

	2017	% women
Total PDI	5,715	45.1
University professors	479	19.6
University school professors	17	64.7
Tenured university lecturers	1,138	43.9
Tenured university school lecturers	138	52.2
Contracted LOU professors	2	0.0
Tenure-track 2 lecturers	472	47.3
Tenure-track 1 lecturers	134	50.8
Temporary lecturers	3	66.7
Temporary full-time lecturers	87	65.5
Adjunct lecturers	2,235	51.3
Adjunct medical lecturers	638	45.9
Other researchers	189	53.4
Emeritus lecturers on the early retirement plan	109	45.0
Other	74	28.4
Full-time-equivalent PDI	3,923¹	45.8
PDI with permanent affiliation¹	2,333	41.0

¹ This includes lecturers (full professors and tenure lecturers), tenure-track lecturers, non-publicly-contracted temporary lecturers and contracted LOU professors

PDI by branch of knowledge



Administrative and service staff (PAS)

	2017	% women
Total PAS	2,255	63.8
Publicly-contracted PAS	920	81.5
University-contracted PAS	1,335	51.3
PAS/PDI ratio	0.40	
PAS/PDI ratio ETC	0.58	

Services

	2016
Library	
Libraries	17
Monographs	1,678,271
Journals and periodicals	77,602
Total loans	686,092
Reading desks	6,070
UB Sports users (subscriptions and competition)	4,384
Grant holders in UB services and faculties	930
Participants at the Job Club	1,009
UB Alumni members	5,371
Volunteers in Voluntariat UB	2,246

Cultural activities

	2016
Visitors to guided tours of the Historic Building	4,625
Concerts at the Music Cycle	17
Temporary exhibitions at Virtual Museum	11

Budget 2017

Income (thousands of euros)	371,676
Chap. 3 Fees and other income	125,559
Chap. 4 Current transfers	225,935
Chap. 5 Additions to capital	5,929
Chap. 7 Capital transfers	14,253
Expenditure (thousands of euros)	371,676
Chap. 1 Staff costs	270,503
Chap. 2 Acquisition of goods and services	66,454
Chap. 3 Financial costs	2,863
Chap. 4 Current transfers	8,171
Chap. 6 Real estate investments	21,796
Chap. 9 Financial liabilities	1,889

Course offerings 2016-2017

- 73** bachelor's degrees
- 151** university master's degrees
- 48** doctoral programmes
- 215** specialization/postgraduate diplomas
- 273** master's degree courses
- 137** expert courses
- 124** advanced university courses
- 93** university extension courses
- 540** lifelong learning courses (IL3)
 - 1** pre-EHEA degree (UB-specific degree)
 - 11** bachelor's degrees and **8** university master's degrees taught at **UB-affiliated centres**
 - 7** university master's degrees and **2 Erasmus Mundus** doctoral programmes

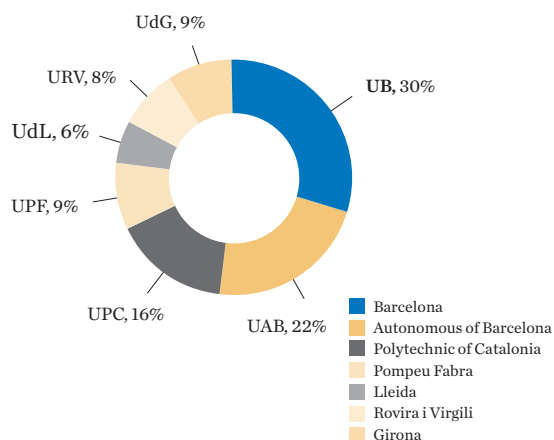
For the academic year **2017-2018**, a total of **73** bachelor's degrees, **156 university master's** degrees and **48 doctoral programmes** have been approved

Students 2016-2017

- 42,961** bachelor's degree and pre-EHEA degree/ diploma students
- 5,539** university master's degree students
- 4,890** trainee researchers
- 10,227** postgraduate students (provisional data)

10,144 graduates of bachelor's degrees, pre-EHEA degrees and university master's degrees in 2015-2016 and **1,131** doctoral theses read

Bachelor's degree students at Catalan public campus universities (2016-2017)



For the academic year **2017-2018**, 14,041 students have chosen the UB as their **first option**. This figure represents 31% of first-choice applications in the Catalan public university system; and with its offering of 10,814 places, the UB's **demand ratio** for places this year is therefore of 1.3

16 faculties

60 departments and **1** research and training service (UFR)

662,774 sq m of constructed area

17 libraries

8 affiliated centres (plus one in affiliation process)

5,715 teachers and researchers

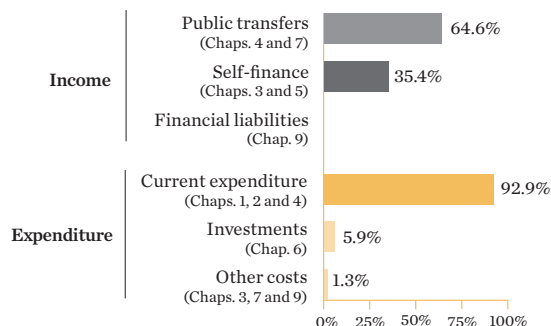
216 research doctors

2,255 administrative and service staff

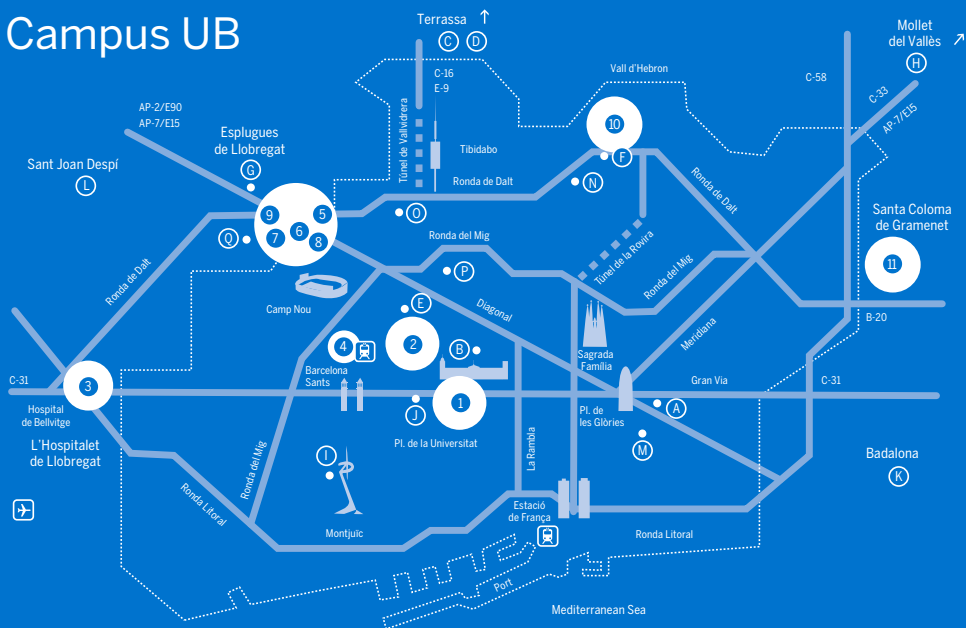
100,228,728 euros generated by research and technology transfer

371,675,501 euros budgeted for 2017

Budget for 2017



Campus UB



1 Humanities Campus

- Rector's Office, General Manager's Office and general services
- Faculty of Philology
- Faculty of Philosophy
- Faculty of Geography and History
- Faculty of Mathematics and Computer Science

2 Medicine Campus Clinic August Pi i Sunyer

- Faculty of Medicine and Health Sciences
- Hospital Clinic of Barcelona
- Hall of Residence Ramon Llull

3 Bellvitge Health Sciences Campus

- Faculty of Medicine and Health Sciences
- University Hospital of Bellvitge

4 Faculty of Library and Information Science

Barcelona Knowledge Gateway Campus

- 5 ■ Faculty of Economics and Business
- 6 ■ Faculty of Law
- Faculty of Biology
- Faculty of Chemistry
- Faculty of Earth Science and Food Science
- Faculty of Fine Arts
- Faculty of Pharmacy
- Faculty of Physics
- 7 ■ Barcelona Science Park
- 8 ■ Penyafort-Montserrat Hall of Residence
- 9 ■ Sports UB

10 Mundet Campus

- Faculty of Education
- Faculty of Psychology
- Institute of Education Sciences

11 Food and Nutrition Torribera Campus

- A ■ Humanities and Social Sciences Park
- B ■ School of New Interactive Technologies (ENTI)
- C ■ School of Cinema and Audiovisual Studies of Catalonia (ESCAC)
- D ■ School of Trade and Distribution (ESCODI)
- E ■ School of Public Relations (ESRP)
- F ■ CETT University School of Hotel Management
- G ■ Sant Joan de Déu University School of Nursing
- H ■ Institute of Public Safety of Catalonia (ISPC)
- I ■ National Institute of Physical Education of Catalonia (INEFC)
- J ■ Area of Further Training (AFC) School of Modern Languages (EIM)
- K ■ El Carme Cultural Centre Area of Further Training (EIM)
- L ■ Torre de la Creu Area of Further Training (EIM)
- M ■ Institute for Lifelong Learning IL3
- N ■ Center for International Historical Studies (CEHI)
- O ■ Finca Pedro Pons
- CEI International Affairs
- Ombuds Officer
- Doctors' Senate
- P ■ Sant Jordi Hall of Residence
- Q ■ Student Support Service (SAE)



UNIVERSITAT DE
BARCELONA

Gran Via de les Corts Catalanes, 585
08007 Barcelona
Tel.: 934 021 100
www.ub.edu

